

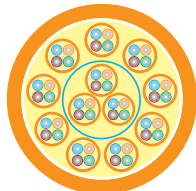
MultiUnit 12 through 144 fibers

Product Highlights

- RoHS compliant
- Each fiber is color coded for easy identification
- Compact distribution design
- Ideal intra-building, multi-floor cable solution
- Lightweight, flexible aramid yarns enhance strength

Options

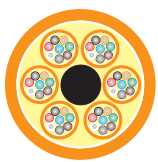
- Cables with a 600 micron buffer available
- Cables with improved attenuation available
- Low smoke zero halogen available
- Cables with extended 10 Gigabit Ethernet support distances available



48-fibers (12 tubes of 4-fibers)



48-fibers (8 tubes of 6-fibers)



48-fibers (6 tubes of 8-fibers)



48-fibers (4 tubes of 12-fibers)

Diagram scale approx. 1:1

50/125 μm StratusClear™ MultiUnit (Riser)

(UL) OFNR c(UL)us FT4

HITACHI PART NO.	# OF FIBERS PER TUBE	FIBER COUNT	TUBE LAYOUT	CABLE O.D.		MAXIMUM LOAD INSTALL		OPERATION		CABLE WEIGHT	
				in.	mm	lbs-f	N	lbs-f	N	lbs/1000ft	kg/1000m
50/125 μm StratusClear™ Multimode (50/125/250/900)											
60585-12	2	12	6xCSM	.650	16.5	768	3418	384	1709	126	188
60585-24	2	24	9x3xCSM	.903	22.9	1536	6837	768	3418	208	310
60591-24	4	24	6xCSM	.650	16.5	768	3418	384	1709	135	200
60591-48	4	48	9x3xCSM	.903	22.9	1536	6837	768	3418	225	335
60581-18	6	18	3xCSM	.499	12.6	384	1709	192	854	75	111
60581-24	6	24	4xCSM	.538	13.6	512	2279	256	1139	93	139
60581-36	6	36	6xCSM	.650	16.5	768	3418	384	1709	143	212
60581-48	6	48	8xCSM	.792	20.1	1024	4557	512	2279	222	331
60581-72	6	72	9x3xCSM	.903	22.9	1536	6837	768	3418	241	359
60603-24	8	24	3xCSM	.579	14.7	480	2136	240	1068	97	145
60603-32	8	32	4xCSM	.634	16.1	640	2848	320	1424	122	181
60603-48	8	48	6xCSM	.770	19.5	960	4273	480	2136	191	284
60603-72	8	72	9xCSM	1.00	25.4	1440	6409	720	3204	350	520
60613-36	12	36	3xCSM	.579	14.7	480	2136	240	1068	106	157
60613-48	12	48	4xCSM	.634	16.1	640	2848	320	1424	134	200
60613-60	12	60	5xCSM	.701	17.8	800	3561	400	1780	169	251
60613-72	12	72	6xCSM	.770	19.5	960	4272	480	2136	208	309
60613-84	12	84	7xCSM	.865	21.9	1120	4985	660	2492	271	404
60613-96	12	96	8xCSM	.937	23.7	1280	5697	640	2848	321	478
60613-108	12	108	9xCSM	1.00	25.4	1440	6409	720	3204	375	558
60613-120	12	120	10xCSM	1.07	27.1	1600	7121	800	3561	433	645
60613-132	12	132	9x3xCSM	1.06	26.9	1760	1958	880	3916	344	513
60613-144	12	144	9x3xCSM	1.06	26.9	1920	8545	960	4272	355	528

CSM = Central Strength Member

Optical Specifications

TIA/EIA-568-B.3-1 | ISO/IEC 11801, 2nd edition | Bellcore GR-409-CORE

	STRATUSCLEAR 50/125 μm MULTIMODE
MAXIMUM ATTENUATION	≤ 3.25 dB/km at 850 nm ≤ 1.0 dB/km at 1300 nm
MINIMUM BANDWIDTH (OFL)	1500 MHz•km at 850 nm 500 MHz•km at 1300 nm
MINIMUM BANDWIDTH (RML)	1400 MHz•km at 850 nm n/a
GIGABIT ETHERNET SUPPORT DISTANCE	1000 m at 850 nm 1000 m at 1300 nm
10 GIGABIT ETHERNET SUPPORT DISTANCE	300 m at 850 nm n/a

HCM reserves the right to revise any specifications.

50/125 μm StratusClear™ MultiUnit (Plenum)

(UL) OFNP c(UL)us FT6

HITACHI PART NO.	# OF FIBERS PER TUBE	FIBER COUNT	TUBE LAYOUT	CABLE O.D.		MAXIMUM LOAD INSTALL		OPERATION		CABLE WEIGHT	
				in.	mm	lbs-f	N	lbs-f	N	lbs/1000ft	kg/1000m
50/125 μm StratusClear™ Multimode (50/125/250/900)											
60586-12	2	12	6xCSM	.630	16.0	768	3418	384	1709	131	195
60586-24	2	24	9x3xCSM	.903	22.9	1536	6837	768	3418	246	366
60592-24	4	24	6xCSM	.630	16.0	768	3418	384	1709	140	208
60592-48	4	48	9x3xCSM	.903	22.9	1536	6837	768	3418	263	392
60598-18	6	18	3xCSM	.479	12.1	384	1709	192	854	77	114
60598-24	6	24	4xCSM	.518	13.1	512	2279	256	1139	97	144
60598-36	6	36	6xCSM	.630	16.0	768	3418	384	1709	148	220
60598-48	6	48	8xCSM	.792	20.1	1024	4557	512	2279	253	377
60598-72	6	72	9x3xCSM	.903	22.9	1536	6837	768	3418	280	417
60604-24	8	24	3xCSM	.559	14.1	480	2136	240	1068	100	149
60604-32	8	32	4xCSM	.614	15.5	640	2848	320	1424	127	189
60604-48	8	48	6xCSM	.750	19.0	960	4273	480	2136	199	296
60604-72	8	72	9xCSM	1.00	25.4	1440	6409	720	3204	393	584
60614-36	12	36	3xCSM	.559	14.1	480	2136	240	1068	109	162
60614-48	12	48	4xCSM	.614	15.5	640	2848	320	1424	139	207
60614-60	12	60	5xCSM	.681	17.2	800	3561	400	1780	175	261
60614-72	12	72	6xCSM	.750	19.0	960	4272	480	2136	216	321
60614-84	12	84	7xCSM	.865	21.9	1120	4985	660	2492	306	456
60614-96	12	96	8xCSM	.937	23.7	1280	5697	640	2848	360	535
60614-108	12	108	9xCSM	1.00	25.4	1440	6409	720	3204	417	621
60614-120	12	120	10xCSM	1.07	27.1	1600	7121	800	3561	480	714
60614-132	12	132	9x3xCSM	1.06	26.9	1760	1958	880	3916	392	583
60614-144	12	144	9x3xCSM	1.06	26.9	1920	8545	960	4272	404	601

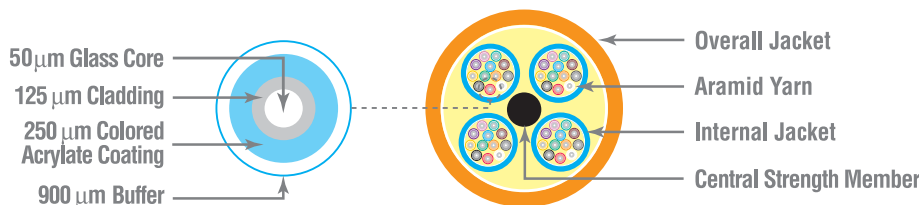
CSM = Central Strength Member

Mechanical Specifications

- Bend radius, no load = 10x cable overall diameter
- Bend radius, load = 15x cable overall diameter



Features



DIELECTRIC MATERIALS

Overall Jacket

RISER

Flame-retardant thermoplastic

PLENUM

Low-smoke, flame-retardant thermoplastic